




***BRIGHT LED ELECTRONICS CORP.***

**BPC-817S**

---



<http://www.brtled.com>

---

### Electro-Optical Characteristics (Ta=25°C)

| Parameter |  | Symbol     | Conditions                 | MIN. | TYP. | MAX. | Unit          |
|-----------|--|------------|----------------------------|------|------|------|---------------|
| INPUT     | Forward Voltage                        | $V_F$      | $I_F=20\text{mA}$          | ---  | 1.2  | 1.4  | V             |
|           | Reverse Current                        | $I_R$      | $V_R=6\text{V}$            | ---  | ---  | 10   | $\mu\text{A}$ |
|           | Terminal Capacitance                   | $C_t$      | $V=0, f=1\text{KHz}$       | ---  | 30   | 250  | pF            |
|           | Collector Dark Current                 | $I_{CEO}$  | $V_{CE}=20\text{V}, I_F=0$ | ---  | ---  | 100  | nA            |
|           | Collector-Emitter<br>Breakdown Voltage | $BV_{CEO}$ |                            |      |      |      |               |

<http://www.brtled.com>

### CHARACTERISTICS CURVES

Fig.1 Forward Current vs. Ambient Temperature

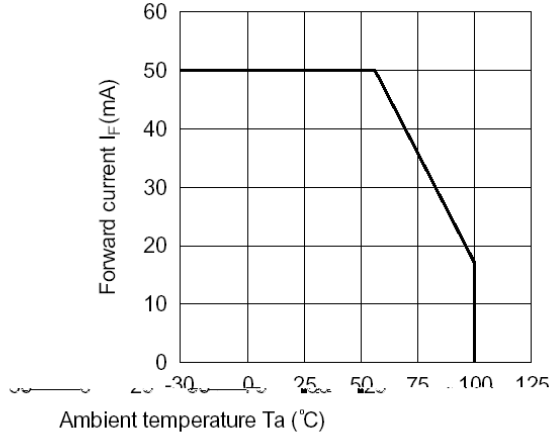


Fig.2 Collector Power Dissipation vs. Ambient Temperature

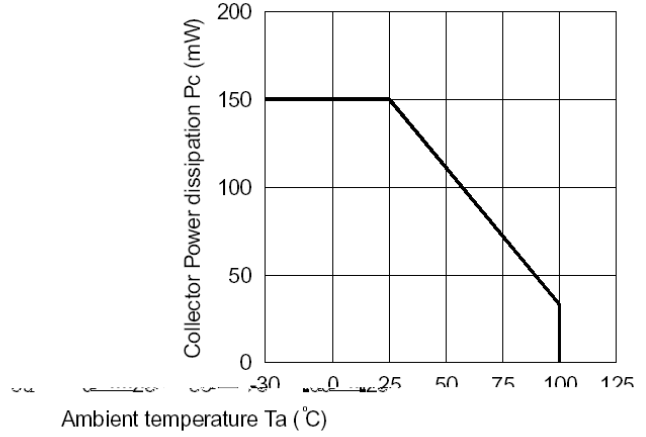


Fig.4 Forward Current vs. Forward Voltage

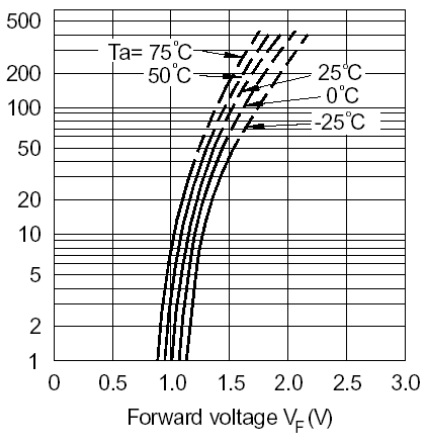


Fig.3 Collector-emitter Saturation Voltage vs. Forward Current

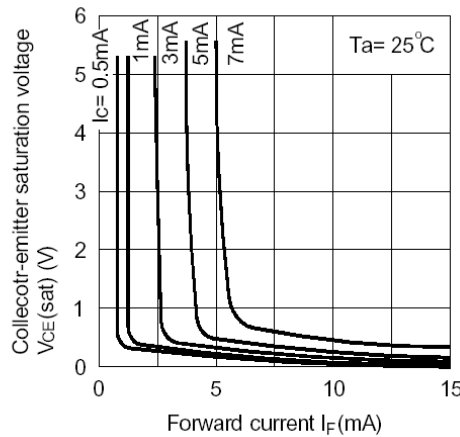


Fig.6 Collector Current vs. Collector-emitter Voltage

Fig.5 Collector Current vs. Collector-emitter Voltage

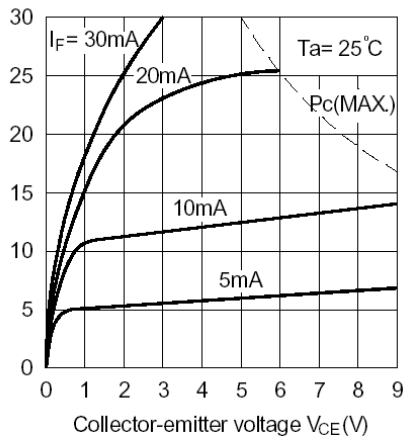


Fig.5 Current Transfer Ratio vs. Forward Current

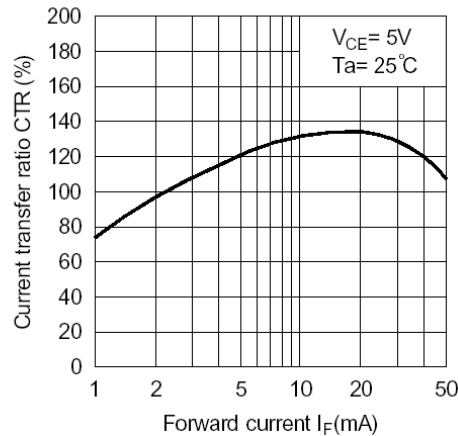


Fig.6 Collector Current vs. Collector-emitter Voltage

Forward current  $I_F$  (mA)

Collector current  $I_c$  (mA)



